

**DYNATION LIMITED**

Apex Plaza, 5th Floor
No. 3, Nungambakkam High Road
Chennai - 600 034. INDIA
Phone / Fax : 044-2826 3651
E-mail : dvl@dynation.in

5th November, 2022

Department of Corporate Services
Bombay Stock Exchange Limited
22nd Floor,
PhirozeJeeBhoy Towers
Dalal Street
Mumbai - 400 001

Dear Sir / Madam,

Scrip Code : BSE: 517238

**Sub: OUTCOME OF THE BOARD MEETING-
under Reg. 30 of SEBI (Listing Obligations and Disclosure Requirements) Regulations, 2015**

Pursuant to Regulation 30 of SEBI (Listing Obligations and Disclosure Requirements) Regulations, 2015, we are pleased to inform you that in the Meeting of the Board of Directors held today, which commenced at 11.00 am and concluded at 1.35 pm, the following decisions were taken:

- Approved the Un-audited financial results (Standalone & Consolidated) of the Company for the quarter and half year ended 30th September, 2022 prepared in the format prescribed under Regulation 33 of SEBI (Listing Obligations and Disclosure Requirements,) Regulations, 2015 along with Limited Review report of Statutory Auditors thereon.

Copies of the Un-audited Financial Results (Standalone & Consolidated) and Limited Review Report issued by the Statutory Auditors of the company for the quarter and half year ended are attached herewith.

The Company has made arrangement for release of the Un-audited financial results for the quarter and half year ended 30th September, 2022 in the newspaper as per the requirement of the SEBI (Listing Obligations and Disclosure Requirements) Regulations, 2015.

The above information is also hosted on the website of the company at www.dynation.in

Thanking you,

Yours faithfully,
For DYNATION LIMITED

V Jayashree
Company Secretary

R.Subramanian and Company LLP

CHARTERED ACCOUNTANTS

FRN : 004137S / S200041

New No:6, Old No.36, Krishnaswamy Avenue, Luz, Mylapore, Chennai - 600 004.

Phone : 24992261 / 24991347 / 24994231, Fax : 24991408

Email : rs@rscompany.co.in Website : www.rscompany.co.in



Independent Auditors' Review Report on the Quarterly and Year to Date Unaudited Standalone Financial Results of Dynavision Limited pursuant to the Regulation 33 of the SEBI (Listing Obligations and Disclosure Requirements) Regulations, 2015 as amended.

To

The Board of Directors of
Dynavision Limited

1. We have reviewed the accompanying statement of Unaudited Standalone Financial Results of Dynavision Limited ('the Company') for the quarter ended September 30, 2022 and year to date results for the Period from April 1, 2022 to September 30, 2022 ('the statement') attached herewith, being submitted by the Company pursuant to the requirements of Regulation 33 of the SEBI (Listing Obligations and Disclosure Requirements) Regulations, 2015, as amended ("the Listing Regulations").
2. This statement is the responsibility of the Company's Management and has been approved by the Board of Directors. The statement has been prepared in accordance with the recognition and measurement principles laid down in Indian Accounting Standard ("Ind AS") 34 'Interim Financial Reporting' specified in Section 133 of the Companies Act, 2013, as amended, read with relevant rules issued thereunder and other recognised accounting practices and policies generally accepted in India. Our responsibility is to express a conclusion on the statement based on our review.
3. We conducted our review of the statement in accordance with Standard on Review Engagements (SRE) 2410 "Review of Interim Financial Information Performed by the Independent Auditor of the Entity" issued by the Institute of Chartered Accountants of India. This standard requires that we plan and perform the review to obtain moderate assurance as to whether the financial results are free of material misstatement. A review consists of making inquiries,



Branches :

BANGALORE

DELHI


MUMBAI

HYDERABAD

primarily of persons responsible for financial and accounting matters, and applying analytical and other review procedures. A review is substantially less in scope than an audit conducted in accordance with Standards on Auditing and consequently does not enable us to obtain assurance that we would become aware of all significant matters that might be identified in an audit. Accordingly, we do not express an audit opinion.

4. Based on our review conducted as above, nothing has come to our attention that causes us to believe that the accompanying Statement, prepared in accordance with the recognition and measurement principles laid down in the aforesaid Ind AS 34 prescribed under Section 133 of the Companies Act, 2013, as amended, read with relevant rules issued thereunder and other recognized accounting practices and policies accepted in India, has not disclosed the information required to be disclosed in terms of Listing Regulations, including the manner in which it is to be disclosed, or that it contains any material misstatement.

For M/s R.Subramanian and Company LLP,
Chartered Accountants,
Firm Regn. No. 004137S/S200041


R. Prakash
Partner
M No. 205869



UDIN: 22205869BCDYXD7579

Place: Chennai
Date: 05th November 2022

DYNAVISON LIMITED

STATEMENT OF FINANCIAL RESULT (STANDALONE) FOR THE QUARTER/HALF YEAR ENDED 30TH SEPTEMBER 2022

Rs. In Lakhs

	PARTICULARS	For the quarter ended			For the half year ended		For the year ended
		30-09-2022 (Unaudited)	30-06-2022 (Unaudited)	30-09-2021 (Unaudited)	30-09-2022 (Unaudited)	30-09-2021 (Unaudited)	31-03-2022 (Audited)
I	Revenue from operations	193.21	191.22	187.66	384.43	375.32	750.66
II	Other Income	47.84	15.25	44.56	63.09	75.21	123.85
III	Total Income (I+II)	241.05	206.47	232.22	447.52	450.53	874.51
IV	Expenses						
	Employee benefits expense	14.23	13.27	19.12	27.50	34.78	68.90
	Finance Cost	9.50	9.51	8.63	19.01	17.28	34.57
	Depreciation and amortization expenses	3.38	3.35	3.60	6.73	6.54	12.73
	Other expenses	13.61	15.14	12.66	28.75	25.10	101.32
	Total Expenses (IV)	40.72	41.27	44.01	81.99	83.70	217.52
V	Profit / (Loss) before exceptional items and Tax (III-IV)	200.33	165.20	188.21	365.53	366.83	656.99
VI	Exceptional Items	-	-	-	-	-	-
VII	Profit/ (Loss) before tax (V+VI)	200.33	165.20	188.21	365.53	366.83	656.99
VIII	Tax expenses:						
	a) Current tax	38.00	41.00	43.00	79.00	81.00	150.00
	b) Deferred tax	-	-	-	-	-	-
	Total Tax expense for the year	38.00	41.00	43.00	79.00	81.00	150.00
IX	Profit / (Loss) for the year from continuing operations (VII-VIII)	162.33	124.20	145.21	286.53	285.83	506.99
X	Profit/(Loss) from discontinued operations	-	-	-	-	-	-
XI	Tax expense of discontinued operations	-	-	-	-	-	-
XII	Profit/(loss) from Discontinued operations (after tax) (X-XI)	-	-	-	-	-	-
XIII	Profit/(loss) for the year (IX+XII)	162.33	124.20	145.21	286.53	285.83	506.99
XIV	Other Comprehensive Income (OCI)						
	A (i) Items that will not be reclassified to profit or loss	-	-	-	-	-	-
	(ii) Income tax relating to items that will not be reclassified to profit or loss	-	-	-	-	-	-
	B (i) Items that will be reclassified to profit or loss	-	-	-	-	-	-
	(ii) Income tax relating to items that will be reclassified to profit or loss	-	-	-	-	-	-
	Total Comprehensive Income for the year (XIII+XIV) (Comprising Profit/(Loss) and Other Comprehensive Income for the year	162.33	124.20	145.21	286.53	285.83	506.99
XV	Earnings (Rs.) per equity share (for continuing operation)						
	(1) Basic	4.23	3.23	3.78	7.46	7.44	13.20
	(2) Diluted	4.23	3.23	3.78	7.46	7.44	13.20
XVII	Earnings (Rs.) per equity share (for discontinued operation):						
	(1) Basic	-	-	-	-	-	-
	(2) Diluted	-	-	-	-	-	-
XVIII	Earnings (Rs.) per equity share (for discontinued and continuing operations):						
	(1) Basic	4.23	3.23	3.78	7.46	7.44	13.20
	(2) Diluted	4.23	3.23	3.78	7.46	7.44	13.20

For DYNAVISON LIMITED

R.P. AGRAWAL
Director

STATEMENT OF UNAUDITED STANDALONE ASSETS AND LIABILITIES AS AT 30th September 2022

Particulars	(Rupees in Lakhs)	
	As at 30-09-2022	As at 31-03-2022
	(Unaudited)	(Audited)
ASSETS		
Non-current assets		
a) Property, Plant & Equipment	26.97	28.67
b) Investment Property	614.25	618.57
c) Other Intangible Assets	0.01	0.01
d) Other Financial Assets		
- Deposits with banks	200.00	260.00
- Security deposit	8.35	8.35
e) Other Non-current Assets	-	-
Total Non-Current Assets	849.58	915.60
Current assets		
a) Financial Assets		
(i) Trade Receivables	0.45	-
(ii) Investments	131.66	129.37
(iii) Cash and Cash Equivalents	54.06	5.26
(iv) Bank balances other than (ii) above	1,669.00	1,689.00
(iv) Loans	326.38	-
b) Current Tax Assets (Net)	-	-
c) Other current assets	60.23	86.11
Total Current Assets	2,241.78	1,909.74
Total Assets	3,091.36	2,825.34
EQUITY AND LIABILITIES		
Equity		
a) Equity Share Capital	384.00	383.79
b) Other Equity	564.40	277.86
Total Equity	948.40	661.65
Liabilities		
Non-Current liabilities		
a) Financial Liabilities		
(i) Trade payable		
- Micro and Small Enterprises	-	-
- others	-	-
(ii) Other Financial Liabilities	412.98	396.37
b) Other Non-current Liabilities	1,538.16	1,567.39
c) Provisions	24.08	23.26
Total Non-Current Liabilities	1,975.22	1,987.02
Current liabilities		
a) Financial Liabilities		
i) Trade payables		
- Micro and Small Enterprises	-	-
- others	1.48	-
b) Other current liabilities	85.05	97.95
c) Provisions	1.66	3.73
d) Current tax liabilities (net)	79.55	74.99
Total current Liabilities	167.74	176.67
Total Equity and Liabilities	3,091.36	2,825.34

Notes :

- 1) The above financial results were reviewed by the Audit Committee and approved by the Board of Directors at its respective meeting held on 05th November 2022
- 2) The company is currently engaged only in the business of leasing out the investment property held which is the only reportable segment of operation of the company
- 3) There were no exceptional and extraordinary items during the quarter ended 30.09.2022
- 4) Figures of the earlier period, wherever necessary, have been regrouped/restated to conform with those of the current year
- 5) Call in Arrears due on share capital amounting to Rs. 0.21 Lakhs has been realized during the current year.
- 6) The Company has incorporated a subsidiary Company in the name of **DYNAVISON GREEN SOLUTIONS LIMITED**, to produce Solar Power. The Consolidated Financial Statement as on 30.09.22 is attached herewith.

On behalf of the Board of Directors
for Dynavision Limited

R.P.AGRAWAL
Director

R.P. AGRAWAL
Director

Place : Chennai
Date : 05.11.2022

FOR DYNAVISON LIMITED

Dynavision Limited
Cash Flow Statement For The Half-Year Ended 30th September , 2022

(Rupees in Lakhs)

	Particulars	Half-Year Ended 30th September, 2022(Unaudited)	Half-Year Ended 30th September, 2021 (Unaudited)
A	CASH FLOW FROM OPERATING ACTIVITIES :		
	Profit/(Loss) before Tax as per Statement of Profit and Loss	365.53	366.83
	Adjustments for :		
	Depreciation / Amortisation	6.73	6.54
	Unrealized loss/(gain) on Mutual Funds	(1.29)	(19.26)
	Profit on Sale of Fixed Assets	-	-
	Interest expense	19.01	17.28
	Interest Income	(61.80)	(55.12)
	Rental Income - Non Cash component	(26.32)	(26.32)
	Operating Profit before working Capital changes	301.86	289.95
	Adjustments for		
	Increase/(Decrease) in Trade payables	1.48	1.94
	Increase/(Decrease) in Provisions	(1.25)	2.32
	(Increase)/Decrease in Non-Financial assets	-	535.00
	(Increase)/Decrease in Trade Receivables	(0.45)	56.13
	(Increase)/Decrease in Current Assets	(328.87)	1.97
	Increase/(Decrease) in Current Liabilities	(12.90)	6.72
	Increase/(Decrease) in Non-financial liabilities	(5.31)	-
	Cash Generated from operating activities	(45.44)	894.03
	Direct taxes paid	(74.44)	(58.09)
	Net Cash (used in)/ generated from Operating Activities	(119.88)	835.94
B	CASH FLOW FROM INVESTING ACTIVITIES		
	(Increase)/Decrease in fixed deposit	80.00	(352.00)
	(Increase)/Decrease in Investment	(1.00)	-
	Interest income	90.18	51.61
	Purchase of Fixed Assets	(0.71)	(595.79)
	Sale of Fixed Assets	-	-
	Net Cash generated from/ (used in) Investing Activities	168.47	(896.18)
C	CASH FLOW FROM FINANCING ACTIVITIES		
	Arrears of Share Premium Received	0.21	-
	Net Cash generated from Financing Activities	0.21	-
	Net Increase in Cash and Cash Equivalents (A+B+C)	48.80	(60.24)
	Cash and Cash Equivalents at the beginning of the year	5.26	66.56
	Cash and Cash Equivalents at the end of the period	54.06	6.32
	Net increase in cash and cash equivalents	48.80	(60.24)
	Components of cash and cash equivalents:		
	(a) Balance with banks - in current accounts	52.93	5.25
	(b) Cash on hand	1.13	1.07
		54.06	6.32

For DYNAVISION LIMITED

R.P. Agrawal
R.P. AGRAWAL
Director

R.Subramanian and Company LLP
CHARTERED ACCOUNTANTS

FRN : 004137S / S200041

New No:6, Old No.36, Krishnaswamy Avenue, Luz, Mylapore, Chennai - 600 004.
Phone : 24992261 / 24991347 / 24994231, Fax : 24991408
Email : rs@rscompany.co.in Website : www.rscompany.co.in



Independent Auditor's Review Report on the Quarterly and Year to Date Unaudited Consolidated Financial Results of Dynavision Limited Pursuant to the Regulation 33 of the SEBI (Listing Obligations and Disclosure Requirements) Regulations, 2015, as amended

To
The Board of Directors of
Dynavision Limited

1. We have reviewed the accompanying statement of Unaudited Consolidated Financial Results of Dynavision Limited (the "Holding Company") and its subsidiary (the Holding Company and its subsidiary collectively referred to as 'the Group') for the quarter ended September 30, 2022 and year to date results for the Period from April 1, 2022 to September 30, 2022 (the "Statement") attached herewith, being submitted by the company pursuant to the requirements of Regulation 33 of the SEBI (Listing Obligations and Disclosure Requirements) Regulations, 2015, as amended (the "Listing Regulations").
2. This statement is the responsibility of the Company's Management and has been approved by the Board of Directors. This statement has been prepared in accordance with the recognition and measurement principles laid down in Indian Accounting Standard ("IndAS") 34 'Interim Financial Reporting' prescribed under Section 133 of the Companies Act, 2013 as amended and other accounting principles generally accepted in India. Our responsibility is to express a conclusion on the statement based on our review.
3. We conducted our review of the Statement in accordance with the Standard on Review Engagements (SRE) 2410 "Review of Interim Financial Information Performed by the Independent Auditor of the Entity", issued by the Institute of Chartered Accountants of India. This standard requires that we plan and perform the review to obtain moderate assurance as to whether the Statement is free of material misstatement. A review is limited primarily to inquiries of company personnel and analytical procedures applied to financial data and



thus provides less assurance than an audit. A review is substantially less in scope than an audit conducted in accordance with Standards on Auditing and consequently does not enable us to obtain assurance that we would become aware of all significant matters that might be identified in an audit. Accordingly, we do not express an audit opinion.

We also performed procedures in accordance with the circular Issued by the SEBI under Regulation 33 (8) of the Listing Regulations, as amended, to the extent applicable.

4. The Statement includes the unaudited financial results/ information of the following entities:

Name of the Entity	Relationship
Dynavision Limited	Holding Company
Dynavision Green Solutions Limited	Subsidiary Company

5. Based on our review conducted as above, nothing has come to our attention that causes us to believe that the accompanying Statement, prepared in accordance with the recognition and measurement principles laid down in the aforesaid Ind AS 34 prescribed under Section 133 of the Companies Act, 2013, as amended, read with relevant rules issued thereunder and other accounting principles generally accepted in India, has not disclosed the information required to be disclosed in terms of the Listing Regulations, including the manner in which it is to be disclosed, or that it contains any material misstatement.

OTHER MATTER


6. (i) We did not review the financial results of the subsidiary included in the Statement, whose financial results reflect total revenues of Rs. NIL and total net Loss after tax of Rs. 10.19 Lakhs for the quarter ended 30 September 2022 and for the period from 1 April 2022 to 30 September 2022. These financial results have been reviewed by other auditors whose reports have been furnished to us by the Management of the Holding Company and our conclusion on the Statement, in so far as it relates to the amounts and disclosures included in respect of these subsidiaries, is based solely on the reports of the other auditors and the procedures


performed by us as stated in paragraph 3 above.

(ii) The Comparative numbers given in the statement are not comparable since the subsidiary company was incorporated only during the quarter ended 30th September 2022 and the Comparative numbers represents figures as per the Standalone financial statements for the respective periods.

Our conclusion on Statement is not modified in respect of the above matter.

For R. Subramanian and Company LLP
Chartered Accountants
Firm Registration Number: 004137S/S200041


R. Prakash
Partner
M No 205869
UDIN: 22205869BCEADR5025



Place: Chennai
Date: 05th November 2022

DYNAVISION LIMITED
Statement of Unaudited Consolidated Financial Results for the Quarter and Half-Year ended September 30, 2022

(Rupees in Lakhs)

	PARTICULARS	For the quarter ended			For the half year ended		For the year ended
		30-09-2022 (Unaudited)	30-06-2022 (Unaudited)		30-09-2022 (Unaudited)	30-09-2021 (Unaudited)	31-03-2022 (Audited)
I	Revenue from operations	193.21	191.22	187.66	384.43	375.32	750.66
II	Other Income	47.84	15.25	44.56	63.09	75.21	123.85
III	Total Income (I+II)	241.05	206.47	232.22	447.52	450.53	874.51
IV	Expenses						
	Employee benefits expense	14.23	13.27	19.12	27.50	34.78	68.90
	Finance Cost	9.50	9.51	8.63	19.01	17.28	34.57
	Depreciation and amortization expenses	3.38	3.35	3.60	6.73	6.54	12.73
	Other expenses	23.80	15.14	12.66	38.94	25.10	101.32
	Total Expenses (IV)	50.91	41.27	44.01	92.18	83.70	217.52
V	Profit / (Loss) before exceptional items and Tax (III-IV)	190.14	165.20	188.21	355.34	366.83	656.99
VI	Exceptional Items	-	-	-	-	-	-
VII	Profit/ (Loss) before tax (V+VI)	190.14	165.20	188.21	355.34	366.83	656.99
VIII	Tax expenses:						
	a) Current tax	38.00	41.00	43.00	79.00	81.00	150.00
	b) Deferred tax	-	-	-	-	-	-
	Total Tax expense for the year	38.00	41.00	43.00	79.00	81.00	150.00
IX	Profit / (Loss) for the year from continuing operations (VII-VIII)	152.14	124.20	145.21	276.34	285.83	506.99
X	Profit/(Loss) from discontinued operations	-	-	-	-	-	-
XI	Tax expense of discontinued operations	-	-	-	-	-	-
XII	Profit/(loss) from Discontinued operations (after tax) (X-XI)	-	-	-	-	-	-
XIII	Profit/(loss) for the year (IX+XII)	152.14	124.20	145.21	276.34	285.83	506.99
XIV	Other Comprehensive Income (OCI)						
	A (i) Items that will not be reclassified to profit or loss	-	-	-	-	-	-
	(ii) Income tax relating to items that will not be reclassified to profit or loss	-	-	-	-	-	-
	B (i) Items that will be reclassified to profit or loss	-	-	-	-	-	-
	(ii) Income tax relating to items that will be reclassified to profit or loss	-	-	-	-	-	-
XV	Total Comprehensive Income for the year (XIII+XIV) (Comprising Profit/(Loss) and Other Comprehensive Income for the year	152.14	124.20	145.21	276.34	285.83	506.99
XVI	Earnings (Rs.) per equity share (for continuing operation)						
	(1) Basic	3.97	3.23	3.78	7.20	7.44	13.20
	(2) Diluted	3.97	3.23	3.78	7.20	7.44	13.20
XVII	Earnings (Rs.) per equity share (for discontinued operation):						
	(1) Basic	-	-	-	-	-	-
	(2) Diluted	-	-	-	-	-	-
XVIII	Earnings (Rs.) per equity share (for discontinued and continuing operations):						
	(1) Basic	3.97	3.23	3.78	7.20	7.44	13.20
	(2) Diluted	3.97	3.23	3.78	7.20	7.44	13.20

For **DYNAVISION LIMITED**

R.P. AGRAWAL
Director

Statement of Unaudited Consolidated Assets and Liabilities as at September 30, 2022		
Particulars	(Rupees in Lakhs)	
	As at 30-09-2022	As at 31-03-2022
	(Unaudited)	(Audited)
ASSETS		
Non-current assets		
a) Property, Plant & Equipment	26.97	28.67
b) Investment Property	614.25	618.57
c) Other Intangible Assets	0.01	0.01
d) Other Financial Assets		
- Deposits with banks	200.00	260.00
- Security deposit	8.35	8.35
e) Other Non-current Assets	-	-
Total Non-Current Assets	849.58	915.60
Current assets		
a) Financial Assets		
(i) Trade Receivables	0.45	-
(ii) Investments	130.66	129.37
(iii) Cash and Cash Equivalents	245.26	5.26
(iv) Bank balances other than (ii) above	1,669.00	1,689.00
(iv) Loans	-	-
b) Current Tax Assets (Net)	-	-
c) Other current assets	186.23	86.11
Total Current Assets	2,231.60	1,909.74
Total Assets	3,081.18	2,825.34
EQUITY AND LIABILITIES		
Equity		
a) Equity Share Capital	384.00	383.79
b) Other Equity	554.22	277.86
Total Equity	938.22	661.65
Liabilities		
Non-Current liabilities		
a) Financial Liabilities		
(i) Trade payable		
- Micro and Small Enterprises	-	-
- others	-	-
(ii) Other Financial Liabilities	412.98	396.37
b) Other Non-current Liabilities	1,538.16	1,567.39
c) Provisions	24.08	23.26
Total Non-Current Liabilities	1,975.22	1,987.02
Current liabilities		
a) Financial Liabilities		
i) Trade payables		
- Micro and Small Enterprises	-	-
- others	1.48	-
b) Other current liabilities	85.05	97.95
c) Provisions	1.66	3.73
d) Current tax liabilities (net)	79.55	74.99
Total current Liabilities	167.74	176.67
Total Equity and Liabilities	3,081.18	2,825.34

Notes :

- 1) The above financial results were reviewed by the Audit Committee and approved by the Board of Directors at its respective meeting held on 05th November 2022
- 2) The group is currently engaged only in the business of leasing out the investment property held which is the only reportable segment of operation of the company
- 3) There were no exceptional and extraordinary items during the quarter ended 30.09.2022
- 4) Figures of the earlier period, wherever necessary, have been regrouped/restated to conform with those of the current year
- 5) Call in Arrears due on share capital amounting to Rs. 0.21 Lakhs has been realized during the current year.
- 6) The previous period figures are not comparable since the investment in subsidiary was made only during the current quarter. The comparative figures represent standalone numbers of the respective period.

On behalf of the Board of Director
for Dynavision Limited

Place : Chennai
Date :05.11.2022

R.P.AGRAWAL
Director

For DYNAVISON LIMITED

R.P. AGRAWAL
Director

Dynavision Limited
Statement of Unaudited Consolidated Cash Flow for the Half-Year ended September 30, 2022
(Rupees in Lakhs)

	Particulars	Half-Year Ended 30th September, 2022(Unaudited)	Half-Year Ended 30th September, 2021 (Unaudited)
A	CASH FLOW FROM OPERATING ACTIVITIES :		
	Profit/(Loss) before Tax as per Statement of Profit and Loss	355.34	366.83
	Adjustments for :		
	Depreciation / Amortisation	6.73	6.54
	Unrealized loss/(gain) on Mutual Funds	(1.29)	(19.26)
	Profit on Sale of Fixed Assets	-	-
	Interest expense	19.01	17.28
	Interest Income	(61.80)	(55.12)
	Rental Income - Non Cash component	(26.32)	(26.32)
	Operating Profit before working Capital changes	291.67	289.95
	Adjustments for		
	Increase/(Decrease) in Trade payables	1.48	1.94
	Increase/(Decrease) in Provisions	(1.25)	2.32
	(Increase)/Decrease in Non-Financial assets	-	535.00
	(Increase)/Decrease in Trade Receivables	(0.45)	56.13
	(Increase)/Decrease in Current Assets	(128.48)	1.97
	Increase/(Decrease) in Current Liabilities	(12.90)	6.72
	Increase/(Decrease) in Non-financial liabilities	(5.31)	-
	Cash Generated from operating activities	144.76	894.03
	Direct taxes paid	(74.44)	(58.09)
	Net Cash (used in)/ generated from Operating Activities	70.32	835.94
B	CASH FLOW FROM INVESTING ACTIVITIES		
	(Increase)/Decrease in fixed deposit	80.00	(352.00)
	(Increase)/Decrease in Investment	-	-
	Interest income	90.18	51.61
	Purchase of Fixed Assets	(0.71)	(595.79)
	Sale of Fixed Assets	-	-
	Net Cash generated from/ (used in) Investing Activities	169.47	(896.18)
C	CASH FLOW FROM FINANCING ACTIVITIES		
	Arrears of Share Premium Received	0.21	-
	Net Cash generated from Financing Activities	0.21	-
	Net Increase in Cash and Cash Equivalents (A+B+C)	240.00	(60.24)
	Cash and Cash Equivalents at the beginning of the year	5.26	66.56
	Cash and Cash Equivalents at the end of the period	245.26	6.32
	Net increase in cash and cash equivalents	240.00	(60.24)
	Components of cash and cash equivalents:		
	(a) Balance with banks - in current accounts	244.13	5.25
	(b) Cash on hand	1.13	1.07
		245.26	6.32

For DYNAVISON LIMITED

R.P. AGRAWAL
Director